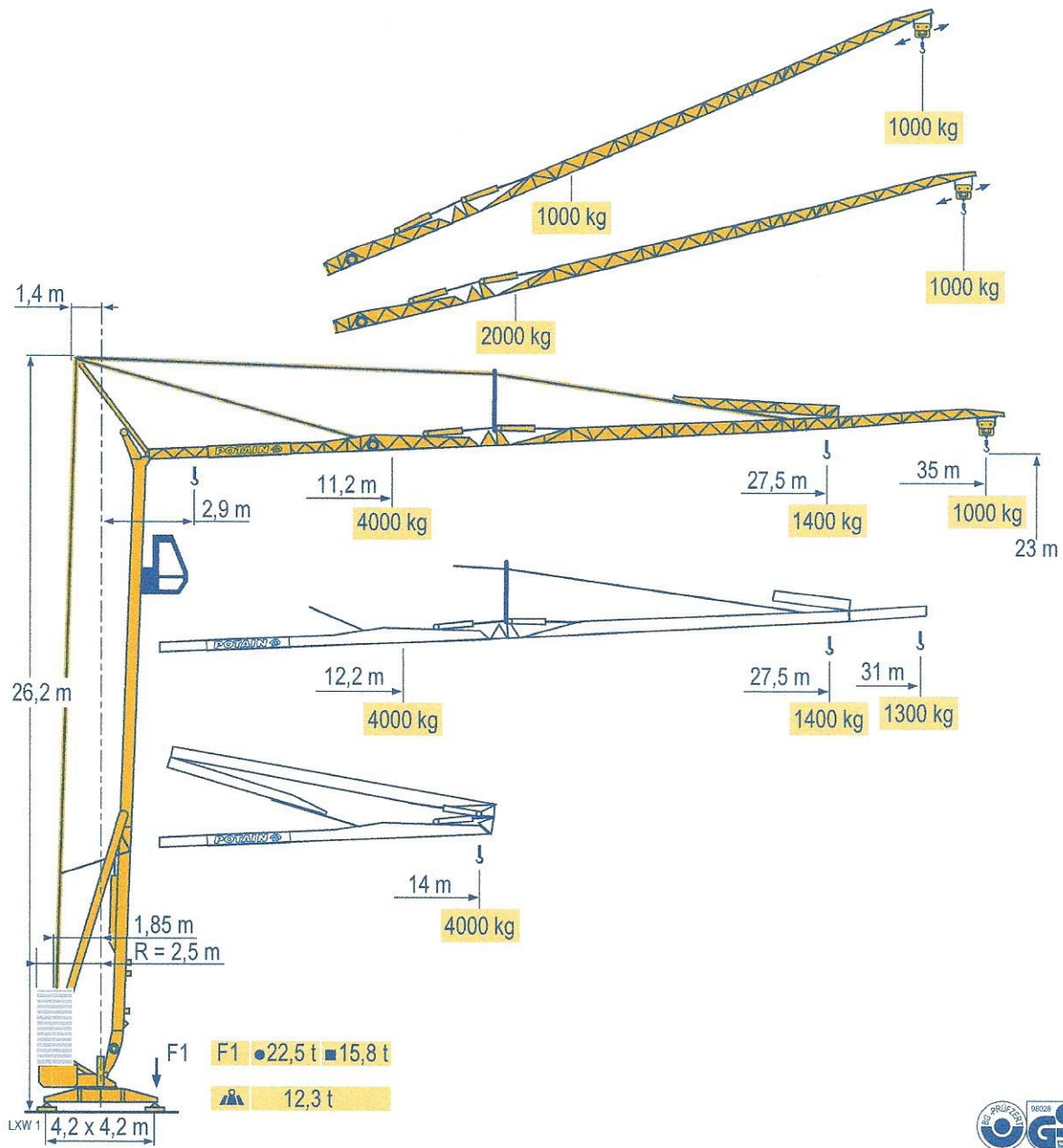


# POTAIN

## HD 40 A



**CE** FEM 1.001-A3

Courbes de charges  
Lastkurven  
Load diagrams  
Curvas de cargas  
Curve di carico  
Curva de cargas



35 m 2,9 14 m  
4000 kg

11,2	12	13	14	15	16	17	18	19	20	22	24	26	28	29	31	33	35 m
4000	3695	3350	3060	2810	2600	2415	2255	2115	1985	1770	1595	1445	1320	1265	1165	1080	1000 kg



31 m 2,9 14 m  
4000 kg

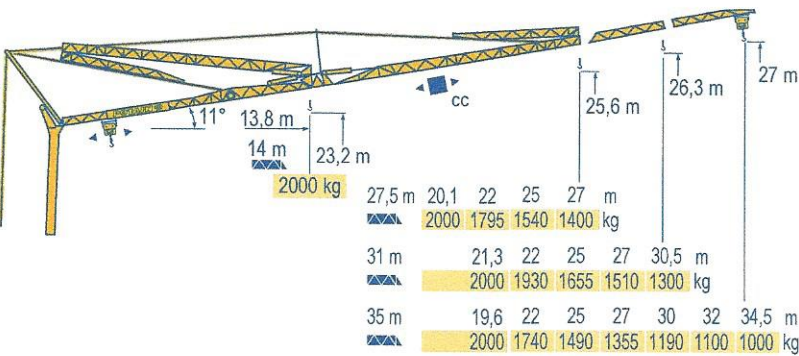
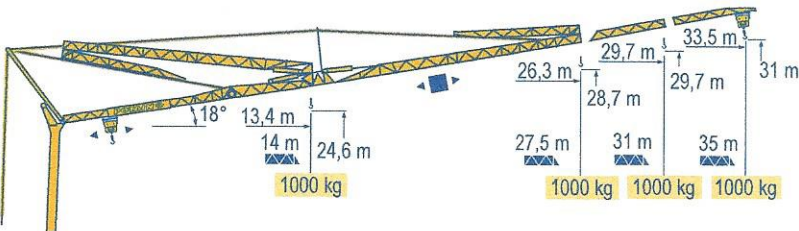
12,2	13	14	15	16	17	18	19	20	22	24	26	28	29	31 m
4000	3700	3380	3110	2880	2680	2500	2345	2205	1965	1770	1610	1470	1410	1300 kg



35/31 m 2,9 14 m  
4000 kg

11,6	12	13	14	15	16	17	18	19	20	22	24	26 m
4000	3820	3460	3165	2910	2690	2500	2335	2190	2060	1835	1650	1500 kg

Flèche relevée  
Ausleger in Steilstellung  
Luffing jib  
Flecha izada  
Braccio impennato  
Lança inclinada



27,5 m	20,1	22	25	27 m			
2000	1795	1540	1400 kg				
31 m	21,3	22	25	27	30,5 m		
2000	1930	1655	1510	1300 kg			
35 m	19,6	22	25	27	30	32	34,5 m
2000	1740	1490	1355	1190	1100	1000 kg	









HD 40 A



<b>F</b> Chariot distributeur Chariot distributeur et courbes de charges Réactions en service Réactions hors service A vide sans lest (ni train de transport) avec flèche et hauteur maximum.	<b>D</b> Verfahrbare Laufkatze Verfahrbare Laufkatze und Lastkurven Reaktionskräfte in Betrieb Reaktionskräfte außer Betrieb Ohne Last, Ballast (und Transportachse), mit Maximalausleger und Maximalhöhe.	<b>GB</b> Traversing trolley Traversing trolley and load diagrams Reactions in service Reactions out of service Without load, ballast (or transport axles), with maximum jib and maximum height.	<b>E</b> Carro distribuidor Carro distribuidor y curvas de cargas Reacciones en servicio Reacciones fuera de servicio Sin carga, sin lastre, (ni tren de transporte), flecha y altura máxima.	<b>I</b> Carrellino distributore Carrellino distributore e curve di carico Reazioni in servizio Reazioni fuori servizio A vuoto, senza zavorra (ne assali di trasporto) con braccio massimo e altezza massima.	<b>P</b> Carro distribuidor Carro distribuidor e curva de cargas Reações em serviço Reações fora de serviço Sem carga (nem trem de transporte)- sem lastro com lança e altura máximas.
--	---	---	--	---	---

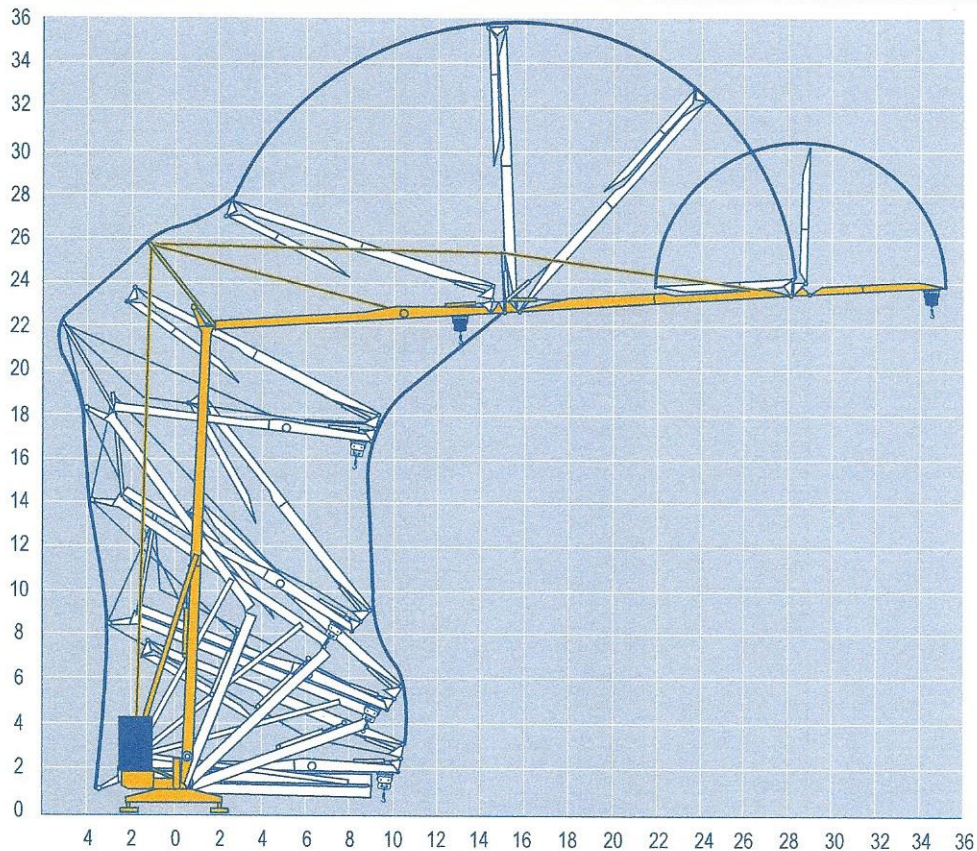
Mécanismes  
Antriebe  
Mechanisms  
Mecanismos  
Meccanismi  
Mecanismos

LXW 2

										ch - PS hp	kW		
	15 LVF 10	m/min	5	27	43	53	2,5	13,5	21,5	26,5	15	11	
		kg	2000	2000	1250	1000	4000	4000	2500	2000			
	15 RPC 10	m/min	9	27	54		4,5	13,5	27		15	11	
		kg	2000	2000	1000		4000	4000	2000				
	3 D2 V5	m/min	21 - 42								2,7	2	
	RVF 2 30	tr/min U/min rpm	0 → 0,2 → 0,8								3	2,2	
		CEI 38			IEC 38								
		400 V(+6% -10%) 50 Hz					15 LVF 10 : 20 kVA 15 RPC 10 : 20 kVA						

Montage  
Montage  
Erection  
Montaje  
Montaggio  
Montagem

LXW 1



HD 40 A

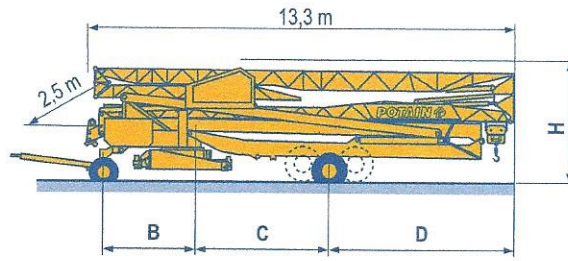
POTAIN 

	<b>F</b>	Levage		<b>D</b>	Heben		<b>GB</b>	Hoisting		<b>E</b>	Elevación		<b>I</b>	Sollevamento		<b>P</b>	Elevação
		Distribution			Katzfahren			Trolleying			Distribución			Distribuzione			Distribuição
		Orientation			Schwenken			Slewing			Orientación			Rotazione			Rotação

Transport  
 Transport  
 Transport  
 Transporte  
 Trasporto  
 Transporte

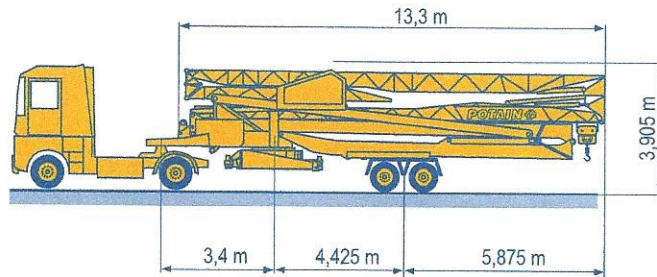
- DJ80/S120 ○
- DJ100/S120
- DJ105/S125
- DJ126M/S125
- DJ126M/S215M

LXW 2



	B (m)	C (m)	D (m)	H (m)
DJ80/S120	2,5	4,95	5,35	3,4/3,55
DJ100/S120	2,5	4,95	5,35	3,45/3,6
DJ105/S125	2,5	4,95	5,35	3,45/3,6
DJ126M/S125	3,3	4,95	5,35	3,6
DJ126M/S215M	3,3	4,425	5,875	3,94

- SL122/J215M
- SL121/S215M



○	<b>F</b> Chantier	<b>D</b> Baustelle	<b>GB</b> Site	<b>E</b> Obra	<b>I</b> Cantiere	<b>P</b> Estaleiro
---	----------------------	-----------------------	-------------------	------------------	----------------------	-----------------------



Document commercial non contractuel. Pour toute information technique se référer à la notice correspondante.


Unverbindliches Vertriebsdokument. Für technische Informationen, siehe die entsprechenden Anweisungen.

This commercial document is not legally binding. For any technical information, please refer to the corresponding instructions.

Documento commercial non contractuel. Para cualquier información técnica, ver la noticia correspondiente.

Documento commerciale non vincolante, per tutte le informazioni tecniche fare riferimento al catalogo istruzioni.

Documento comercial não contratual. Para qualquer informação técnica complementar consultar as respectivas instruções.



18, rue de Charbonnières - B.P.173  
 69132 ECULLY Cedex - France

Tél. : +33 (0) 4 72 18 20 20  
 Fax : +33 (0) 4 72 18 20 00  
 www.manitowoccrane.com

**Americas**

Tel : +1 888 479 7278  
 Tel : +1 717 593 2000

**Europe - Middle East - Africa**

Tel : +33 (0) 4 72 81 50 00  
 Tel : +44 (0) 191 522 2000

**Asia - Pacific**

Tel : +65 6264 1188  
 Fax : +65 6862 4040

www.manitowoccrane.com

**HD 40 A**

Code L-91985-36\_Réf. 2003 48 LXW 4

Copyright.Reproduction interdite © POTAIN 2003

Réalisation Sedoc